




In the past most Drinking Water Systems required a separate tap to dispense chilled or line temperature filtered water.

This was due to the flow rate (Typically 1/2 gpm), which is too slow to connect in line to the existing cold sink faucet. With a 1.5 gpm flow rate the Alwaysfresh HFC-1000 eliminates the need for this separate tap most of the time. It can be connected inline to the existing cold sink faucet in the kitchen, bath, prep sink, bar, etc. except when using the undercounter chiller which requires a separate tap.

Therefore, the need to stock a wide variety of styles and finishes of separate dispensing taps is greatly reduced. You will have some customers who still prefer to have a separate dispensing tap or those that select the Standard Flow (.75 gpm) SF-1000 system for their kitchen sink installation. For the rest the High flow system will be installed inline to the existing cold sink faucet. This is more convenient and does not require training family members on which water to use for drinking, cooking, food preparation, ice and beverage making.

80% of the water used at the kitchen sink is for food preparation, cooking, drinking and other beverages that need filtered water!

Waterline has reduced its inventory of these taps but will stock popular styles and finishes and support your needs for other styles and finishes on a special order basis. Please allow 2-4 weeks for special orders. No returns on special orders except for defects in material or workmanship within the warranty period as provided by the manufacturer.

Product Number	Model / Description	List Price Each
STOCK :		
Victoria Design, lead free brass with 1/4 turn ceramic disk technology		
 WI-V700F-C Chrome	Cold or Line temperature Only, Thread 7/16"x24 unf.	\$259.95
WI-V700F-SN Satin Nickel		\$299.95
WI-V700F-PB Polished Brass	Reach 5 1/4", Height 9", 3/8" spout diameter, requires minimum of 3/4" hole.	\$349.95
WI-V700F-ORB Oil Rubbed Bronze		\$349.95
STOCK:		
Classic Italian design, lead free brass with 1/4 turn ceramic disk technology with white ceramic insert in lever with word "PURE".		
 WI-CL800F-C Chrome	Cold or Line temperature Only, Thread 7/16"x24 unf.	\$259.95
WI-CL800F-SN Satin Nickel		\$299.95
SPECIAL ORDER:		
Height 10 1/4", Reach 5", Spout diameter 3/8", requires minimum of 3/4" hole		
WI-CL800F-W White		\$349.95
WI-CL800F-PN Polished Nickel		\$349.95
WI-CL800F-TB Tuscan Brass		\$349.95
WI-CL800F-PB Polished Brass		\$349.95
STOCK:		
Designer Series . lead free brass with 1/4" turn ceramic disk technology with white ceramic insert lever with word "PURE"		
 MP-DS625F-C Chrome	Cold or Line temperature Only, Thread 7/16"x24 unf.	\$129.95
MP-DS625F-SN Satin Nickel		\$199.95
MP-DS625F-ORB Oil Rubbed Bronze		\$199.95
SPECIAL ORDER:		
Height 9 5/8", Reach 4 3/4", Spout diameter 3.8", requires minimum of 3/4" hole		
MP-DS625F-SC Satin Chrome		\$199.95
MP-DS625F-BS Brushed Stainless		\$299.95
MP-DS625F-WC Weathered Copper		\$299.95
MP-DS625F-AC Antique Copper		\$299.95
MP-DS625F-EB English Bronze		\$329.95
MP-DS625F-SS Stainless Steel		\$329.95

NOTE: If there is a style of faucet you need or want not listed, call us we may be able to order from one of our suppliers. Order IK-SDT-38 Installation kit to complete installation with our Alwaysfresh drinking water system for the above faucet's. (sold on page 4)